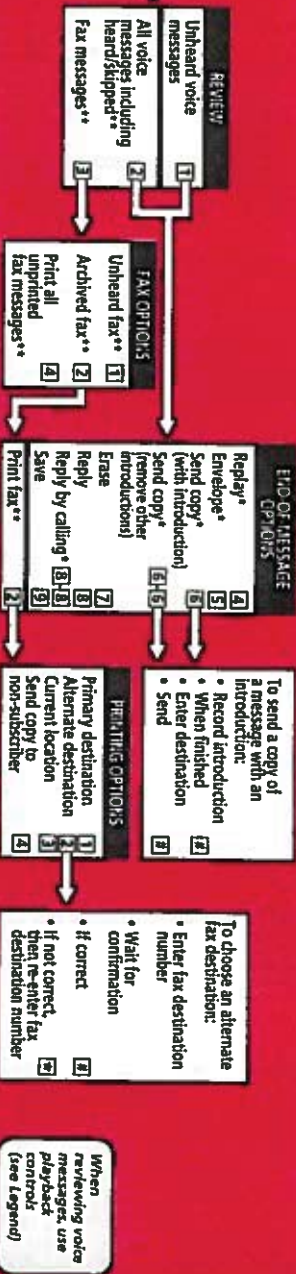


ENTER THE SYSTEM

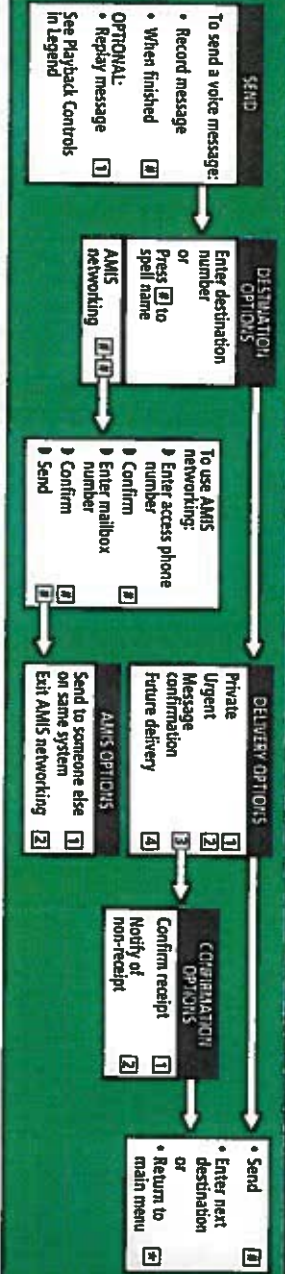
- Call the system
- Listen to the introductory prompt
- Press [2]
- Enter your mailbox number
- Enter your password

MAIN MENU

1 Review Messages



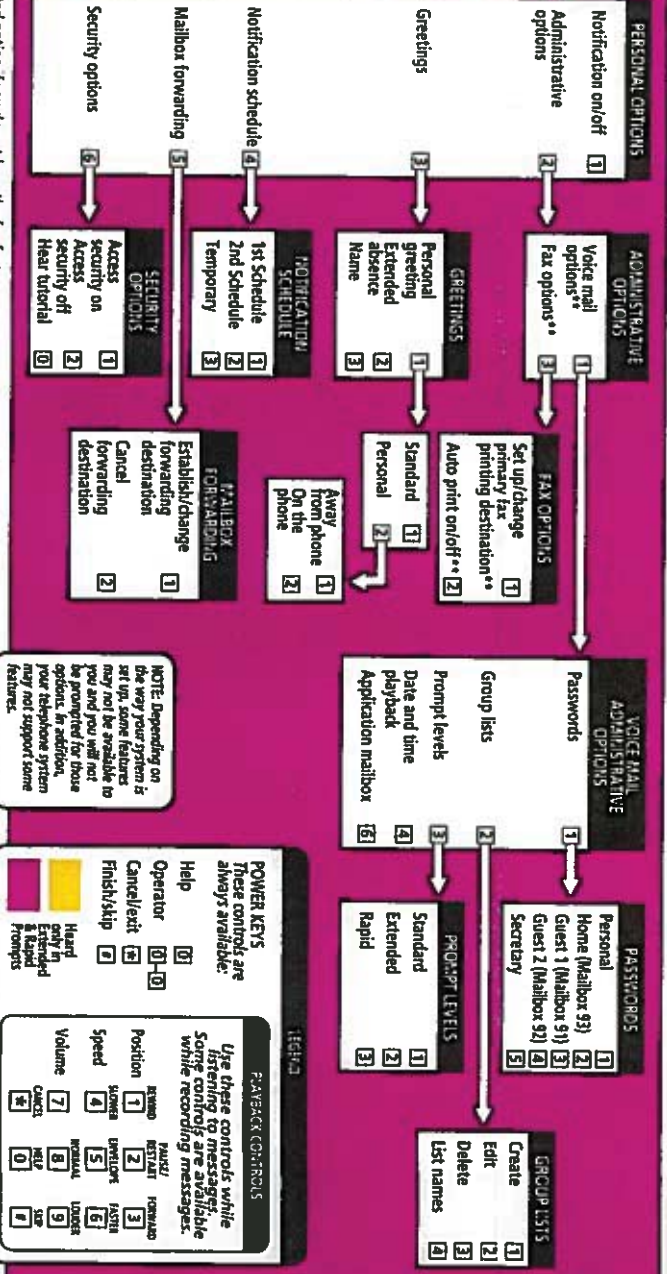
2 Send Messages



3 Locate Messages



4 Personal Options



5 Restart



- * Exit

Unprompted option ** Unprompted option if you do not have the fax feature

ARIATM AT-A-GLANCE

OCTEL MESSAGING DIVISION

POWER KEYS
These controls are always available:

- Help [0]
- Operator [0-0]
- Cancel/exit [2]
- Finish/skip [3]

PLAYBACK CONTROLS
Use these controls while listening to messages. Some controls are available while recording messages.

REWIND	STOP	PAUSE	FAST FORWARD
[1]	[2]	[3]	[4]
REPEAT	REVERSE	STOP	FAST FORWARD
[5]	[6]	[7]	[8]
REPEAT	REVERSE	STOP	FAST FORWARD
[9]	[0]	[1]	[2]

Volume [4]